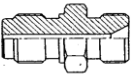
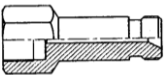





**RACCORDI DI ENTRATA**

<b>Applicazioni</b>	<b>Diametro</b>	<b>Altri riferimenti</b>	<b>Cod.G.B.M.</b>	<b>Figura</b>
SAME Trattori	12/12 foro Ø2		<b>2978.002</b>	
FIAT 180 - 619	14/14 foro Ø2,3	772048 2433356002	<b>2978.003</b>	
FIAT 662 - 110	14/12 foro Ø2	772084	<b>2978.004</b>	
FIAT 190.35 - 38	14/12 foro Ø2,5	772091	<b>2978.005</b>	
FIAT 673 - 130	14/14 foro Ø2	752408	<b>2984.000</b>	
Varie con filtro a barretta	14/14 L=59mm		<b>2984.002</b>	
INBUS 210 FIAT 470 Friedmann Mayer		9981894	<b>2984.004</b>	
INBUS 240 TURBO - IVECO EFFEUNO		8123464 2433370042	<b>2984.006</b>	
Gommino per raccordo 2984.006	Ø13,3x9,3x3	8123463 2430206004	<b>3046.003</b>	


**RACCORDI RECUPERO**

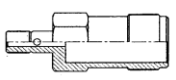
<b>Applicazione</b>	<b>Diametro</b>	<b>Altri riferimenti</b>	<b>Cod. G.B.M.</b>	<b>Figura</b>
Raccordo forato	∅ 8x1		<b>2824.001</b>	
Raccordo forato	∅ 8x1,25		<b>3069.000</b>	
Raccordo forato	∅ 8x0,75		<b>3069.003</b>	
Raccordo forato	∅ 6x1		<b>3069.004</b>	

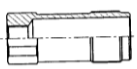
Raccordo DAF 2800			<b>3069.006</b>	
-------------------	--	--	-----------------	---


Raccordo FIAT 180.24		61584189	<b>3069.007</b>	
----------------------	--	----------	-----------------	---

**RACCORDI VARI**


<b>Applicazione</b>	<b>Descrizione</b>	<b>Altri riferimenti</b>	<b>Cod. G.B.M.</b>	<b>Figura</b>
FIAT 682 - 690	Tappo cieco	10183017	<b>2971.000</b>	


FIAT 682 - 690	Raccordo premimolla	724444	<b>2973.000</b>	
----------------	---------------------	--------	-----------------	---


FIAT 691 1a serie	Raccordo premimolla	766838	<b>2973.001</b>	
-------------------	---------------------	--------	-----------------	---


FIAT 691 1a serie	Dado per raccordo	766837	<b>3070.000</b>	
-------------------	-------------------	--------	-----------------	---

**RACCORDI VARI**

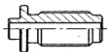
FIAT 170 - 190	Dado per vite registro	772090	<b>2973.002</b>	
----------------	------------------------	--------	-----------------	---

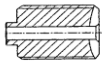
FIAT 470 - INBUS 210	Dado per vite registro	772967	<b>2973.003</b>	
----------------------	------------------------	--------	-----------------	---

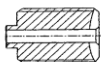
FIAT 180 - 619	Dado per vite registro	772041	<b>2973.005</b>	
----------------	------------------------	--------	-----------------	---

MERCEDES carro	Ghiera portainietto	2433462001	<b>3051.000</b>	
----------------	---------------------	------------	-----------------	---

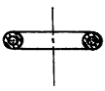
**VITI REGISTRO TARATURA**

Applicazione	Descrizione	Altri riferimenti	Cod. G.B.M.	Figura
FIAT 691	Portainietto prima serie	766839	<b>3071.000</b>	


FIAT 170 - 180 - 190 - 619		772039	<b>3071.001</b>	
----------------------------	--	--------	-----------------	---

FIAT 470 - INBUS	Inietto Friedmann Maier	9981980	<b>3071.005</b>	
------------------	-------------------------	---------	-----------------	---


**SPESSORI DI TARATURA E GUARNIZIONI PER PORTAINIETTORI**

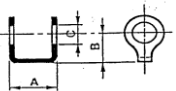
Applicazione	Diametro	Altri riferimenti	Cod. G.B.M.	Figura
Rondelle in rame non amianto	Ø 13x8x2		<b>2922.000</b>	
	Ø 15x10x2,3		<b>2922.001</b>	
	Ø 17x12x2,3		<b>2922.002</b>	
	Ø 20x14x2,5		<b>2922.003</b>	
	Ø 22x16x2,8		<b>2922.004</b>	
	Ø 24x18x2,8		<b>2922.005</b>	
	Ø 28x22x3		<b>2922.006</b>	


**Pastiglie calibrate**

Iniettori Delphi Tutti glispessori da 1,00 a 1,95mm precisare sempre lo spessore richiesto	Ø 9,8x4,1x*		<b>MB 9792.1</b>	
Iniettori Bosch Tutti glispessori da 0,80 a 1,95mm precisare sempre lo spessore richiesto	Ø 11,5x5,2x*		<b>MB 9791.1</b>	


**Guarnizioni varie**

per raccordo di recupero in rame	Ø 10x6x1		<b>2921.000</b>	
per raccordo di recupero in rame	Ø 12x8x0,8		<b>2972.000</b>	
per raccordo di recupero in alluminio	Ø 12x8x1		<b>2972.001</b>	
per raccordo di recupero in rame Fiat 682	Ø 13x10,3x1		<b>2972.002</b>	
per raccordo di recupero in rame	Ø 18x15x1		<b>2972.003</b>	
per raccordo di recupero in rame Delphi/Perkins	Ø 26x21x1		<b>2972.005</b>	

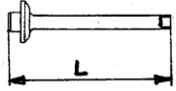
in rame doppia	A=10mm B=9mm C=8MM		<b>2972.004</b>	
in rame doppia	A=10mm B=9mm C=6mm		<b>2972.008</b>	

in alluminio con 2 fori Ø 1	Ø 18,5x12x1		<b>2972.006</b>	
in alluminio con 2 fori Ø 2	Ø 22,5x12,5x1		<b>2972.007</b>	


**MOLLE DI PRESSIONE**

Applicazione	Diametro	Altri riferimenti	Cod. G.B.M.	Figura
FIAT 690 - 180 - 619 - 170 - 190		772038 2434614011	<b>2976.000</b>	
FIAT 242 iniettore DELPHI			<b>2976.004</b>	
FIAT 470 INBUS iniettore Friedmann Maier		9981979	<b>2976.008</b>	
FIAT 190.36 con polv. 80WS	taratura 250bar	775708	<b>2976.009</b>	


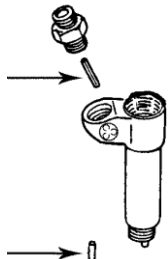
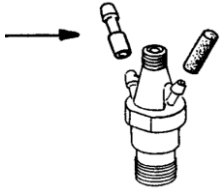
**ASTE DI PRESSIONE**

Applicazione	Diametro	Altri riferimenti	Cod. G.B.M.	Figura
FIAT 615N1 - 130NC - OM Tigrotto	L=64mm	724443	<b>2977.000</b>	
FIAT 616N - 625N	L=53mm	765102	<b>2977.001</b>	
FIAT 662 - 110NC	L=48mm	767110	<b>2977.002</b>	
FORD TRANSIT iniettore DELPHI		7008-49H	<b>2977.003</b>	
FIAT 470 INBUS iniettore Friedman Maier		9981981	<b>2977.008</b>	
FIAT 470 INBUS iniettore Stanadyne	L=76mm	772966	<b>2977.010</b>	
FIAT 180 - 919 - 170 - 190	L=87mm	772062 9930866	<b>3021.000</b>	
FIAT 170 - 190 iniettore Omap	L=83mm	770844 9933619	<b>3021.001</b>	

**ASTE DI PRESSIONE**

MERCEDES auto iniettore KCA	2433124035 2433124137	<b>2977.004</b>	
FIAT 115.17 e varie iniettore KDEL	772807 2433124038	<b>2977.007</b>	
IVECO TURBODAILY e varie	7984349 42532698 2433120112 2433120127	<b>2977.009</b>	
MACK	29333 8414 2433120108 2433120128	<b>2977.013</b>	

**RICAMBI VARI**

Applicazione	Diametro	Altri riferimenti	Cod. G.B.M.	Figura
FIAT 682 - 690 Piattello superiore per molla			<b>2974.000</b>	
FIAT 682 - 690 Filtro a barretta			<b>2979.000</b>	
Spina di riferimento per portainiettore			<b>3023.000</b>	
Tubetto recupero iniettore DELPHI Tubetto recupero iniettore BOSCH			<b>3023.001</b> <b>3023.002</b>	
Terminale in gomma per iniettore KCA			<b>2913.000</b>	