





INIETTORI COMPLETI

Applicazioni	Altri riferimenti	Cod. G.B.M.	Figura
--------------	-------------------	-------------	--------

CATERPILLAR	8N7005R	9006.505	
-------------	---------	----------	---

CATERPILLAR	7N0449 22808	9006.508	
-------------	-----------------	----------	--

FORD TRANSIT	26632 894F9E527ABB 894F9K546ABB	9006.532	
--------------	---------------------------------------	----------	---

JOHN DEERE	27333 AR89564	9006.533	
------------	------------------	----------	---

INIETTORI COMPLETI

Applicazioni	Altri riferimenti	Cod. G.B.M.	Figura
--------------	-------------------	-------------	--------

JOHN DEERE

27336
AR90024

9006.536



CATERPILLAR

23546
1W8529

9006.546



CATERPILLAR

7W7038

9006.547



CATERPILLAR


4W7017


9006.548





INIETTORI COMPLETI

Applicazioni	Altri riferimenti	Cod. G.B.M.	Figura
---------------------	--------------------------	--------------------	---------------

CATERPILLAR	4W7018	9006.549	
-------------	--------	----------	---

CATERPILLAR	9L6969	9006.551	
-------------	--------	----------	--

CATERPILLAR	9N2366	9006.552	
-------------	--------	----------	---

FORD TRANSIT	26964 894F9E527ACA 894F9K546ACA	9006.564	
--------------	---------------------------------------	----------	---